



Integrated ICT Learning Unit

History Of Famous Germans

HISTORY OF FAMOUS GERMANS

Famous Germans

1770–1827 Beethoven (Composer / musician)

1818–1883 Karl Marx (Philosopher)

1845–1923 Wilhelm Conrad Röntgen (Inventor of x-rays)

1875–1951 Ferdinand Porsche (Designer and founder of Porsche)

1879–1955 Albert Einstein (Most recognized scientist in the world)

1900 - 1978 Adolf Dassler (Founder of Adidas sportswear)

1929 - 2008 Peter Rühmkorf (Poet)

1946 - 2000 Inga Abel (Actress)

1992 - 2014 Mario Gotze (Scored final goal in 2014 Brazil Soccer World Cup Finals)



ENDORSED
BY



ICDL
Africa

Overview

This integrated ICT learning unit consists of one activity which explores the concept of **famous people in Germany throughout history**.

Lesson format:

- 10 minutes Educational game (optional; at the discretion of the teacher)
- 5 minutes "Tech Talk" which introduces ICT terminology
- 5 minutes Touch Typing skills which develops essential touch typing techniques
- 20 minutes+ Integrated activity involving tasks which relate to relevant content being covered in the classroom

ICT applications used in this Learning Unit:

Word Processing	Graphics	Spreadsheets	Databases	Internet	E-mail	Presentations	Drawing	Web design	Information Organiser	Simulations & design	Desktop Publishing	Operating Systems	Programming & logic
√	√						√			√			

Structure of the Learning Unit:

Integrated Activity

This lesson is aimed at integrating ICT into current, relevant class curriculum. Using this approach enables learners to use the computer not only as a working tool but also as a relevant learning tool to learn new concepts and skills or consolidate previously learnt work. This activity will take between 20 – 60 minutes (or 1-3 lessons) to complete depending on the ability of the learners and the time available.

e-Learner Assessment

The required assessment for each unit is completed by the ICT teacher by means of evaluating each skill on the skills matrix. The ICT teacher can indicate on the skills matrix whether the skill is being practised or developed by inserting a tick in the appropriate column next to the appropriate skills. Should the teacher wish to formally assess the skills, a symbol of 1, 2, 3 or 4 is inserted into the matrix in the assess column next to each skill assessed. The corresponding skills should also be marked off on the e-Learner Administration System and forwarded to Head Office when completed. As a pre-requisite for accreditation, all the required skills for each e-Learner unit need to be mastered. In this way, the level of ICT competency as well as the progress of each learner can be monitored. This matrix may be printed or photocopied for each learner.

STRUCTURE OF LESSON HISTORY OF FAMOUS GERMANS

INTEGRATED LESSON	
Prior Learning Requirements	
Concept / Topic: Knowledge of famous German people throughout history	
ICT Skills: Entering text and inserting graphics	
Educational Game	10 Min
A suitable educational game may be used as an optional activity at any point during the course of the lesson at the discretion of the ICT or class teacher	
Touch Typing	5 Min
A suitable activity should be selected by the ICT or class teacher to ensure continuity and progression of appropriate skills	
Tech Talk	5 Min
ENTER KEY Also known as the return key. This key (usually shaped) gives the computer a command similar to "ok" or "go-ahead/yes". It takes you onto a new line when doing word processing.	
Integrated Activity	20 Min
Learners create a timeline of famous German people.	
Resources Used	
Software: Microsoft Word	
Prerequisite: None	
Template: History of Germans	
WWW: http://en.wikipedia.org/wiki/Famous_Germans	
Learning Outcomes	
<ul style="list-style-type: none"> • Language • History 	
Additional Learning Opportunities	
Concept / Topic: 6.24 Time Enough	
ICT Skills: 4.19 Draw a Design	
Beyond the ICT Centre	
<ul style="list-style-type: none"> • Create a booklet, using a single page to elaborate more about each person used on their timeline. 	

Learner name:	Class	
Integrated Activity: Learners create a timeline of famous German people.		
Theme/Topic: History Of Famous Germans	Integrated Activity	
e-Learner Skills	Practice	Assess
Unit 2 - Files and Folders		
2.2.1 Right / Left click mouse		
2.2.2 Single / Double click mouse		
2.3.1 Alpha / numeric keys on keyboard		
2.3.2 Special Keys (Ctrl / Alt / Shift / Caps / Space etc) on keyboard		
2.7.4 Opening Files		
2.7.5 Saving Files		
2.7.6 Closing Files		
4 = Exceeded Requirements 3 = Satisfied Requirements 2 = Partially Satisfied Requirements 1 = Has Not Satisfied Requirements		

Learner name :	Class:	
Integrated Activity: Learners create a timeline of famous German people.		
Theme/Topic: History Of Famous Germans	Integrated Activity	
e-Learner Skills	Practice	Assess
Unit 4 - Word Processing		
4.1 Open programme		
4.2.1 Start new document		
4.3.1 Insert text		
4.3.2 Format Text (font face/ colour / size / bold / underline)		
4.3.3 Align text		
4.4.5 Format SmartArt		
4.6.2 Type text into text boxes		
4.6.3 Move text boxes		
4.6.4 Resize text boxes		
4.7.1 Inserting WordArt		
4.7.2 Format Word Art		
4.7.3 Move WordArt		
4.7.4 Resize WordArt		
4.8 Save		
4.9 Print Preview		
4.10 Print		
4.11 Exit		
4 = Exceeded Requirements 3 = Satisfied Requirements 2 = Partially Satisfied Requirements 1 = Has Not Satisfied Requirements		



INTEGRATED ACTIVITY

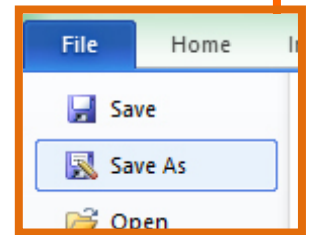
In order to promote relevant discussion, the following questions are posed by the educator to the learners:

- **Do you know what a timeline is?**
- **Do you know of any famous people throughout history?**
- **Do you know how they became famous?**

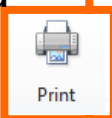
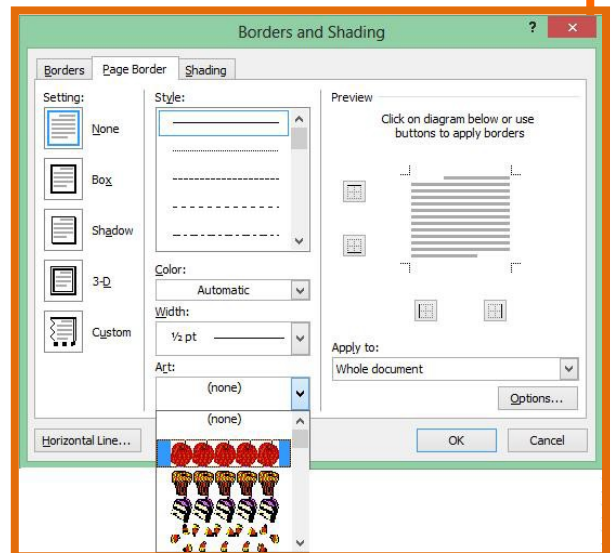
A short discussion takes place about famous German people throughout history.

Task: Today you are going to draw up a timeline of famous German people.

1. Open the **Microsoft Word template** by double clicking on "History of Germans.doc" file inside the folder you just downloaded.
2. Save your document into your digital portfolio → **File** → **Save As** → **locate your portfolio** → **double click** → **type a suitable name in the file name box** → **Save**
3. Insert a suitable name using **WordArt**. Eg: "HISTORY OF FAMOUS GERMANS".
4. Click on the **Insert Ribbon** → **WordArt icon** → Select a suitable, easy to read WordArt style by clicking on your choice. Type the heading in the text box.
5. Change the font and size if you wish by highlighting the text → **Choose a suitable font**.
6. The **WordArt** will appear on the page. To position your WordArt on your page. Select the **WordArt** → hover your mouse over the WordArt until you see the **cross hair** → click and drag the WordArt.
7. Access the internet browser to do research on **famous German people** using the website URL: http://en.wikipedia.org/wiki/Famous_Germans. Take notes on a scrap piece of paper using your own words.



8. **Minimise Microsoft Word** → click small “-“sign in the top right corner.
9. Once you have finished the research → Exit the web page by clicking on the “X” in the top right hand corner of the screen.
10. Maximise **Microsoft Word** → **click on the tab on the bottom of the screen.**
11. Click inside each textbox to add a new person to the timeline. *Remember you need to provide the date, famous person’s name and the reason why they are famous.*
12. If you wish to add a **border** → **Page Layout Ribbon** → **Page Borders** → **Page Border** → **Art** → **select suitable border** → **OK.**
13. To check that your work is ready to print, click **File** → **Print** → **a print preview will appear in the right hand panel** → Make changes if necessary → **close print preview** → **Home ribbon**
14. Print your document **File** → **Print** → **Print Button**
15. Save your work → **File** → **Save**
16. Close **Microsoft Word** by **clicking** on **File** → **Exit** or clicking on the top **X** at the top of your screen.



HISTORY OF FAMOUS GERMANS

Famous Germans

1770–1827 Beethoven (Composer / musician)

1818–1883 Karl Marx (Philosopher)

1845–1923 Wilhelm Conrad Röntgen (Inventor of x-rays)

1875–1951 Ferdinand Porsche (Designer and founder of Porsche)

1879–1955 Albert Einstein (Most recognized scientist in the world)

1900 - 1978 Adolf Dassler (Founder of Adidas sportswear)

1929 - 2008 Peter Rühmkorf (Poet)

1946 - 2000 Inga Abel (Actress)

1992 - 2014 Mario Gotze (Scored final goal in 2014 Brazil Soccer World Cup Finals)

