



Integrated ICT Learning Unit

The Challenges Youth Face Today

CHALLENGES YOUTH FACE TODAY

CHALLENGE	SOLUTION
Drugs	Youth need to be taught the risk factors of taking drugs. They need to be made more aware that they are their own person and make their own choices; no one can force them into taking drugs.
Unemployment	Youth need to continue attending school and matriculate in order to find work. They need to look at their choice of friends, and have good people influence them to stay in school and do well.
Teenage pregnancy	Youth need to be taught the risk factors of having unprotected intercourse. It is important for the



Overview

This integrated ICT learning unit consists of one activity which explores the concept of challenges Youth face in society.

Lesson format:

- 10 minutes Educational game (optional; at the discretion of the teacher)
- 5 minutes "Tech Talk" which introduces ICT terminology
- 5 minutes Mouse skills which develop essential mouse and keyboard/touch typing techniques
- 20 minutes+ Integrated activity involving tasks which relate to relevant content being covered in the classroom

ICT applications used in this Learning Unit:

Word Processing	Graphics	Spreadsheets	Databases	Internet	E-mail	Presentations	Drawing	Web design	Information Organiser	Simulations & design	Desktop Publishing	Operating Systems	Programming & logic
√	√											√	

Structure of the Learning Unit:

Integrated Activity

This lesson is aimed at integrating ICT into current, relevant class curriculum. Using this approach enables learners to use the computer not only as a working tool but also as a relevant learning tool to learn new concepts and skills or consolidate previously learnt work. This activity will take between 20 – 60 minutes (or 1-3 lessons) to complete depending on the ability of the learners and the time available.

e-Learner Assessment

The required assessment for each unit is completed by the ICT teacher by means of evaluating each skill on the skills matrix. The ICT teacher can indicate on the skills matrix whether the skill is being practised or developed by inserting a tick in the appropriate column next to the appropriate skills. Should the teacher wish to formally assess the skills, the relevant achievement level can be indicated in the assess column next to each skill assessed. The corresponding e-Learner skills should also be marked off when completed. The e-Learner skills can also be formally assessed by subscribing to the relevant online e-Learner assessment for which an ECDL endorsed certificate will be issued upon successful completion of the course. By utilising these assessment tools, the level of ICT competency as well as the progress of each learner can be monitored. The assessment matrix, as contained in this lesson instruction book, may be printed or photocopied for each learner.

STRUCTURE OF LESSON CHALLENGES YOUTH FACE TODAY

INTEGRATED LESSON	
Prior Learning Requirements	
Concept / Topic: Knowledge of challenges youth face in society and solutions to these ICT Skills: Inserting tables and text	
Educational Game	10 Min
A suitable educational game may be used as an optional activity at any point during the course of the lesson at the discretion of the ICT or class teacher	
Keyboard / Mouse Skills	5 Min
A suitable activity should be selected by the ICT or class teacher to ensure continuity and progression of appropriate skills	
Tech Talk	5 Min
CLICK Pressing down once on the mouse button and then letting it go.	
Integrated Activity	20 Min
Learners tabulate the challenges youth face in society today and provide their own solutions.	
Resources Used	
Software: Microsoft Word Prerequisite: None Template: None WWW: None	
Subjects	
<ul style="list-style-type: none"> • English Language • Life Skills 	
Additional Learning Opportunities	
Concept / Topic: 7.10 Youth Day ICT Skills: 7.16 Ancient Civilizations 4.1 Family	
Beyond the ICT Centre	
<ul style="list-style-type: none"> • Ask learners to interview someone who is facing challenges in their youth years and to write a report on their findings. 	

Learner name:	Class	
Integrated Activity: Learners tabulate the challenges youth face in society today and provide their own solutions.		
Theme/Topic: Challenges Youth Face Today	Integrated Activity	
e-Learner Skills	Practice	Assess
Unit 2 - Files and Folders		
2.2.1 Right / Left click mouse		
2.2.2 Single / Double click mouse		
2.3.1 Alpha / numeric keys on keyboard		
2.5.1 Open / Exit programmes Using Shortcuts		
2.6.2 Close window		
2.6.3 Move window		
2.7.4 Opening Files		
2.7.6 Closing Files		
Unit 4 - Word Processing		
4.1 Open programme		
4.3.1 Insert text		
4.3.3 Align text		
4.4.1 Insert table / Draw table		
4.4.3 Insert text into table		
4.7.1 Inserting WordArt		
4.7.2 Format WordArt		
4.7.3 Move WordArt		
4.8 Save		
4.10 Print		
4.11 Exit		
7 = Outstanding Achievement 6 = Meritorious Achievement 5 = Substantial Achievement 4 = Adequate Achievement 3 = Moderate Achievement 2 = Elementary Achievement 1 = Not Achieved		

Integrated Lesson Challenges Youth Face Today (Microsoft Word)



EDUCATIONAL GAME: (10 minutes)

A suitable educational game may be used as an optional activity at any point during the course of the lesson at the discretion of the ICT or class teacher



KEYBOARD/ MOUSE SKILLS: (5 minutes)

Check that all learners:

1. Are holding the mouse correctly.
2. Know which finger is used to click the mouse button.
3. Can left click and right click.



TECH TALK: (5 minutes)

CLICK

Pressing down once on the mouse button and then letting it go.

INTEGRATED ACTIVITY

In order to promote relevant discussion, the following questions are posed by the educator to the learners:


- What are some of the challenges faced by youth in society today?
- How can you help others who are facing challenges?
- How can challenges faced by today's youth be lessened?

A short discussion takes place about challenges youth face in today's society.

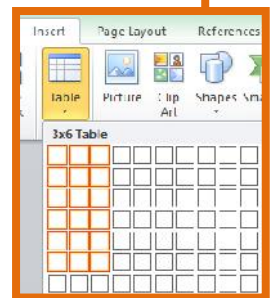
Today we are going to think of challenges faced by the youth in our society today, remembering that today's challenges are very different to what was faced in the past. It is very important to look back at how far we have come and to celebrate the youth of the Soweto riots in 1976.

Task: Today we are going to create a table in Microsoft Word where we list the challenges youth face in society today, along with your own solutions to these challenges.

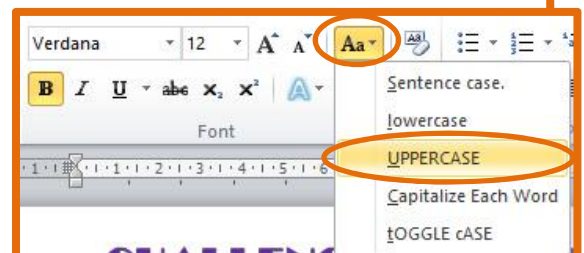
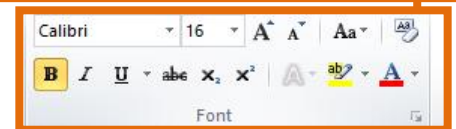
1. Open your word processing programme by double clicking on the Microsoft Word icon on the desktop or by clicking Start → All Programs → Microsoft Office → Microsoft Word.
2. Save your document → File → Save As → select required folder by clicking on the down arrow in the save in box → select folder → type a suitable name in the file name box → save
3. Insert a suitable heading using WordArt → click on the WordArt icon on the Insert Ribbon → Select the WordArt style you want by clicking on it.
4. Type your heading in the text box "CHALLENGES YOUTH FACE TODAY". Make any changes to the size and style of the font by highlighting the text → Home Ribbon → Font.



5. Click on the WordArt to activate the adjustment handles to resize the heading.
6. To change the colour and effect of the heading select the WordArt → Format Ribbon → Shape Fill → click on the down arrow in the fill box → select colours and / or the Shape Effects down facing arrow.
7. You are now going to insert a table under the WordArt.
8. The cursor should be under the WordArt. If not, press the shift key and enter at the same time until the cursor is in the right position OR double click on the underneath the WordArt.
9. To insert a table → Insert Ribbon → Table → you will need 2 columns and 6 rows. If you would like to insert more rows move your left cursor to the end of the table and press enter.
10. Type the headings: CHALLENGE and SOLUTION in the two top cells (top row of the table).
11. Highlight the text on the top row by clicking and dragging across the text.
12. Change the colour, size and style by clicking on the Home Ribbon → Font.
13. If you typed in each heading in small case and would like to change it all to uppercase → highlight the headings → Home Ribbon → Font → Change Case → click on UPPERCASE.
14. In the column "CHALLENGE" – type the 5 challenges faced by youth in today's society.
 - * Drugs
 - * Unemployment
 - * Teenage Pregnancy
 - * HIV/AIDS


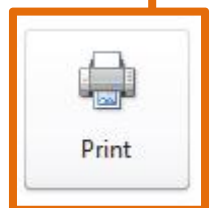
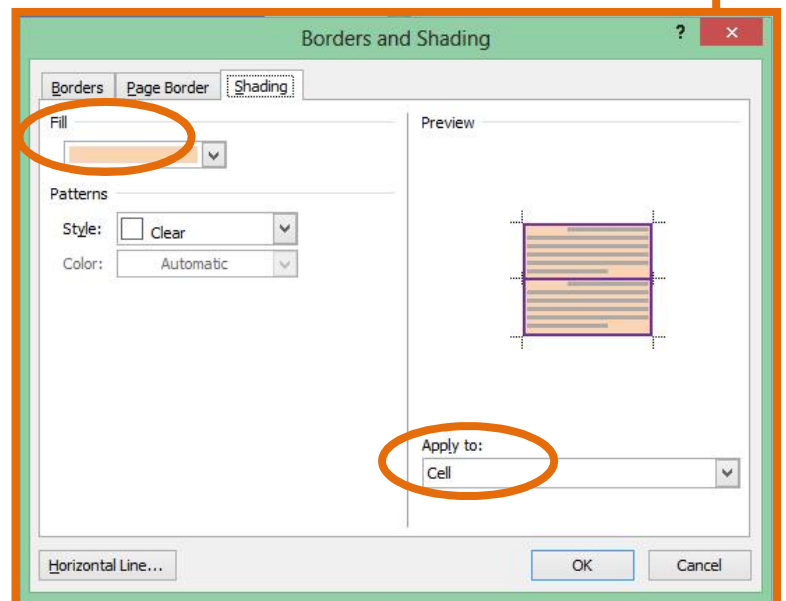
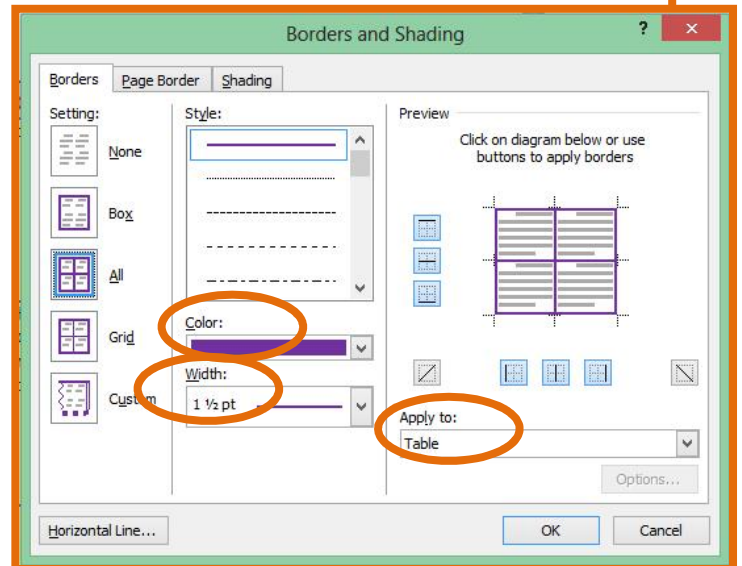


CHALLENGE	SOLUTION



* Peer Pressure

15. In the column "SOLUTION" – you are going to type 5 of your own solutions that you can think of.
16. To add a border to your table, right click on the table → Borders and Shading → Borders tab → Box Setting → change colour and width by making use of the dropdown menu → Apply to table → OK
17. To shade cells or rows, highlight the cells and/or rows you want to shade → right click → Borders and Shading → Shading tab → select colour → apply to cell → OK
18. To print → File → Print → Print Button.
19. Close Microsoft Word by clicking on File → Exit or clicking on the "X" in the top right hand corner of the screen .



CHALLENGES YOUTH FACE TODAY

CHALLENGE	SOLUTION
Drugs	Youth need to be taught the risk factors of taking drugs. They need to be made more aware that they are their own person and make their own choices; no one can force them into taking drugs.
Unemployment	Youth need to continue attending school and matriculate in order to find work. They need to look at their choice of friends, and have good people influence them to stay in school and do well.
Teenage pregnancy	Youth need to be taught the risk factors of having unprotected intercourse. It is important for the youth's family to influence their children to make the right decisions.
HIV/AIDS	<ul style="list-style-type: none"> * wear gloves when touching someone else's blood * Never use the same needle as someone else * Use condoms Youth need to be equipped with the right skills to resist negative peer pressure and to know what to do when in situations where blood is involved. Youth need to actively take part in class when the discussion of HIV/AIDS is taking place.
Peer Pressure	Youths need to learn to think for themselves and not to follow others; else they'll never learn to be their own person. They must learn to stand up for themselves and others. They should never have to feel compromised by others actions.

