



Integrated ICT Learning Unit

Volume 4

Russian Soccer World Cup 2018

| | |
|--|---|
| <p>HOST COUNTRY: RUSSIA</p> <hr/> <p>Michael Jones</p> | <p>RUSSIA</p>   <p>FIFA WORLD CUP RUSSIA 2018</p> |
| <p>Geography - Climate</p> <ul style="list-style-type: none"> Most of the country is tropical – average temperature of 18 °C Temperatures produce beautiful rainforests in the north and semi-arid deserts in the northeast to tropical savannas in central Russia.   | <p>Culture</p> <ul style="list-style-type: none"> Music – traditional music is mainly European and African style. The main culture is Portuguese. Food – national beverage is coffee; their popular snacks are pastel (a pastry) and a brigadeiro is a typical sweet they eat. Sports – mostly football (soccer)  |

STRUCTURE OF LESSON RUSSIAN SOCCER WORLD CUP 2018

| INTEGRATED LESSON | |
|--|---------------|
| Prior Learning Requirements | |
| Concept / Topic: Knowledge of country - Russia | |
| ICT Skills: Using basic tools of a presentation programme | |
| Educational Game | 10 Min |
| A suitable educational game may be used as an optional activity at any point during the course of the lesson at the discretion of the ICT or class teacher | |
| Touch Typing | 5 Min |
| A suitable activity should be selected by the ICT or class teacher to ensure continuity and progression of appropriate skills | |
| Tech Talk | 5 Min |
| MODAL A window that when displayed, doesn't let you do anything outside it. | |
| Integrated Activity | 20 Min |
| Learners create a presentation about the FIFA World Cup's 2018 hosting country – Russia. | |
| Resources Used | |
| Software: Microsoft PowerPoint | |
| Prerequisite: None | |
| Template: None | |
| WWW: Various | |
| Learning Outcomes | |
| <ul style="list-style-type: none"> • Language • Social Science | |

| Learner name: | | Class | |
|---|--|---------------------|--------|
| Integrated Activity: Learners create a presentation about the FIFA World Cup's 2018 hosting country – Russia. | | | |
| Theme/Topic: Russian Soccer World Cup 2018 | | Integrated Activity | |
| e-Learner Skills | | Practice | Assess |
| Unit 2 - Files and Folders | | | |
| 2.2.1 Right / Left click mouse | | | |
| 2.2.2 Single / Double click mouse | | | |
| 2.3.1 Alpha / numeric keys on keyboard | | | |
| 2.3.2 Special Keys (Ctrl / Alt / Shift / Caps / Space etc) on keyboard | | | |
| 2.7.4 Opening Files | | | |
| 2.7.5 Saving Files | | | |
| 2.7.6 Closing Files | | | |
| Unit 6 – Presentations | | | |
| 6.1 Open programme | | | |
| 6.2.1 Start new presentation | | | |
| 6.2.3 View slide show | | | |
| 6.3.1 Insert new slide | | | |
| 6.3.2 Slide Layout designs / Backgrounds | | | |
| 6.4.1 Insert graphics | | | |
| 6.4.2 Move graphics | | | |
| 6.4.3 Resize graphics | | | |
| 6.4.4 Copy / Paste graphics | | | |
| 6.4.5 Delete graphics | | | |
| 6.5.7 Format Text (font face/ colour / size / bold) | | | |
| 6.7 Save | | | |
| 6.10 Exit | | | |
| 4 = Exceeded Requirements 3 = Satisfied Requirements | | | |
| 2 = Partially Satisfied Requirements 1 = Has Not Satisfied Requirements | | | |

| | | |
|---|----------------------------|-----------------|
| Name: | Class: | |
| Integrated Activity: Learners create a presentation about the FIFA World Cup's 2018 hosting country – Russia. | | |
| Theme/Topic: Russian Soccer World Cup 2018 | Integrated Activity | |
| e-Learner Skills | Practice | Practice |
| Unit 7 - Web Browsing and Email | | |
| 7.1 Open web browser | | |
| 7.3.2 Access Saved web page | | |
| 7.4 Search engines | | |
| 7.5.1 Using Hyperlinks | | |
| 7.5.2 Using Scrollbars | | |
| 7.5.3 Using Forward / Back button | | |
| 7.7 Copy / Paste Information | | |
| 7.8.1 Save Images | | |
| 7.11 Exit Web Browser | | |
| 4 = Exceeded Requirements 3 = Satisfied Requirements 2 = Partially Satisfied Requirements 1 = Has Not Satisfied Requirements | | |



INTEGRATED ACTIVITY

Task: Create a presentation about the FIFA World Cup's 2018 hosting city – Russia.

Note: Learners can choose which of the following headings they will use in their presentation and do research on them:

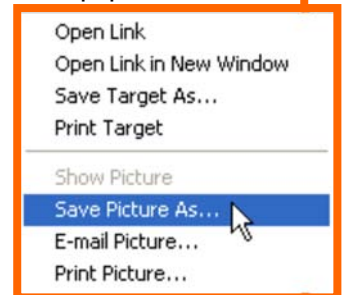
- General facts about Russia – geography including climate/biodiversity
- Transport
- Language
- Culture – music, sports, cuisine, national holidays, literature
- Currency
- Tourism
- A map

Learners need to include at least one graphic per slide.

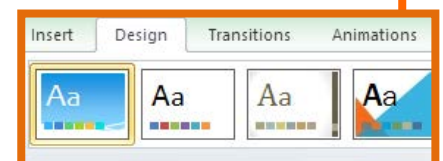
1. Open the **Microsoft PowerPoint** for the lesson by double clicking on the desktop shortcut icon.
2. Save your document into your digital portfolio → **File** → **Save As** → **locate your portfolio** → **double click** → **type a suitable name in the file name box** → **Save**

3. **Minimise** your Microsoft PowerPoint document by clicking on the minus sign in the top right hand corner of the screen.
4. Access Wikipedia by opening your web browser and searching for Wikipedia.
5. Search for Russia.
6. Record information under the headings you have chosen on a scrap piece of paper. *It is important that you do this using your own words.*

7. As you come across a graphic you feel you may wish to use in your presentation, save it into your digital portfolio.
8. Right click on the picture → **Save Picture As...** → **locate your digital portfolio** → **type a suitable name for the picture** → **Save**



9. Once your research is complete, minimise the internet browser.
10. Maximise your Microsoft PowerPoint presentation by clicking on the tab on the taskbar at the bottom of the screen.
11. Select the first auto layout option by clicking on **Home Ribbon** → **Layout** → **“Title Slide”**.
12. To **insert** a background into your **slide show**, **right click on the slide** → **Format Background** → **Fill** → **and choose either a solid, gradient or picture fill**. **You can also** choose a pre-set design by clicking on the **Design Ribbon** → **Theme tab** → **choose a suitable design**.
13. Insert a suitable **heading** by clicking on “Click to add title” box → **type a suitable heading** eg: “HOST COUNTRY: RUSSIA”



14. Type your name and grade in the “Click to add subtitle box” on the title slide underneath your heading.

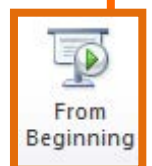
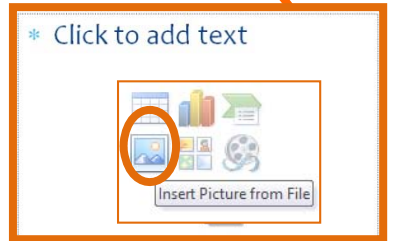
15. To insert a new slide → **Home Ribbon** → **New Slide**.

16. Select a suitable layout by **right clicking in an area outside any text or graphics boxes** → **Layout** → **select “Two Content”**.

17. Use this slide to add images of Brazil and add a suitable title to the slide.



18. To **insert** the image, click on the **picture icon** → **locate your digital portfolio where you saved the images** → **select the image** → **Open** (it will appear on your slide).
19. Resize and position the image by clicking and dragging on the **adjustment handles**.
20. Add new slides by using the same "Two Content" Layout as shown in previous steps → continue adding exciting information about Brazil.
21. Change the font and size if you wish by highlighting the text → **Choose a suitable font**.
22. To animate your slide presentation, click on your first slide and then on **the Transitions Ribbon** → **select a suitable animation** (You will see a panel appear on the top of your page.)
23. To animate each object you will need to **first select your object** like an image → **select a suitable effect**.
24. Now we will change how the object enters the slide show. First **select the object** → Look on the right of the **Animations Ribbon** → **select either on click, after previous or with previous**.
25. This option allows the object to either only appear when you click, after the object before it, or with the object before it.
26. Do the same to each slide until you have animated every slide in the presentation.
27. Click on **Slide Show Ribbon** → **From Beginning**.
28. **Print** your presentation – **6 slides per page** → **File** → **Print** → under **Settings** → **Full Page Slides** → **6 Slides Horizontal** → **Print**
29. Close **Microsoft PowerPoint** by clicking on **File** → **Exit** or **clicking on the X in the top right hand corner of the screen**.



HOST COUNTRY: RUSSIA

Michael Jones

RUSSIA



FIFA WORLD CUP
RUSSIA 2018



Geography - Climate

- Most of the country is tropical – average temperature of 18 °C
- Temperatures produce beautiful rainforests in the north and semiarid deserts in the northeast to tropical savannas in central Russia



Culture

- Music – traditional music is mainly European and African style.
- The main culture is Portuguese
- Food – national beverage is coffee, their popular snacks are pastel (a pastry) and a Brigadeiro is a typical sweet they eat.
- Sports – mostly football (soccer)



